

1 + 2

Welcome to our new headquarters.

There are plenty of shared resources available to department teams mainly located on the 1st and 2nd floors of our new building. As you embrace this new "campus" approach, please remember that the Agency will provide more community programming through open forums, cross-trainings and collaboration.



Auditorium

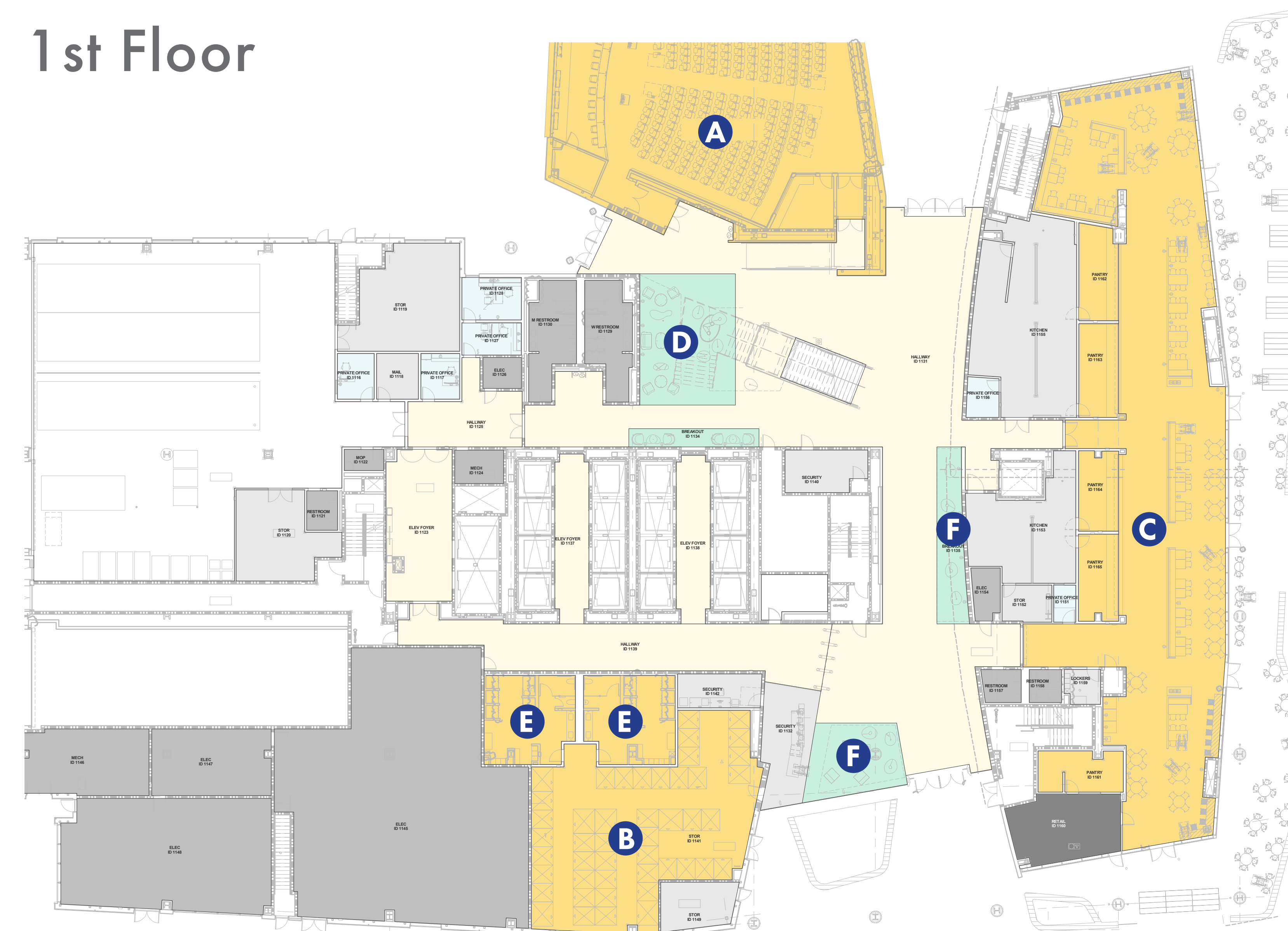


Food Court



Training Rooms

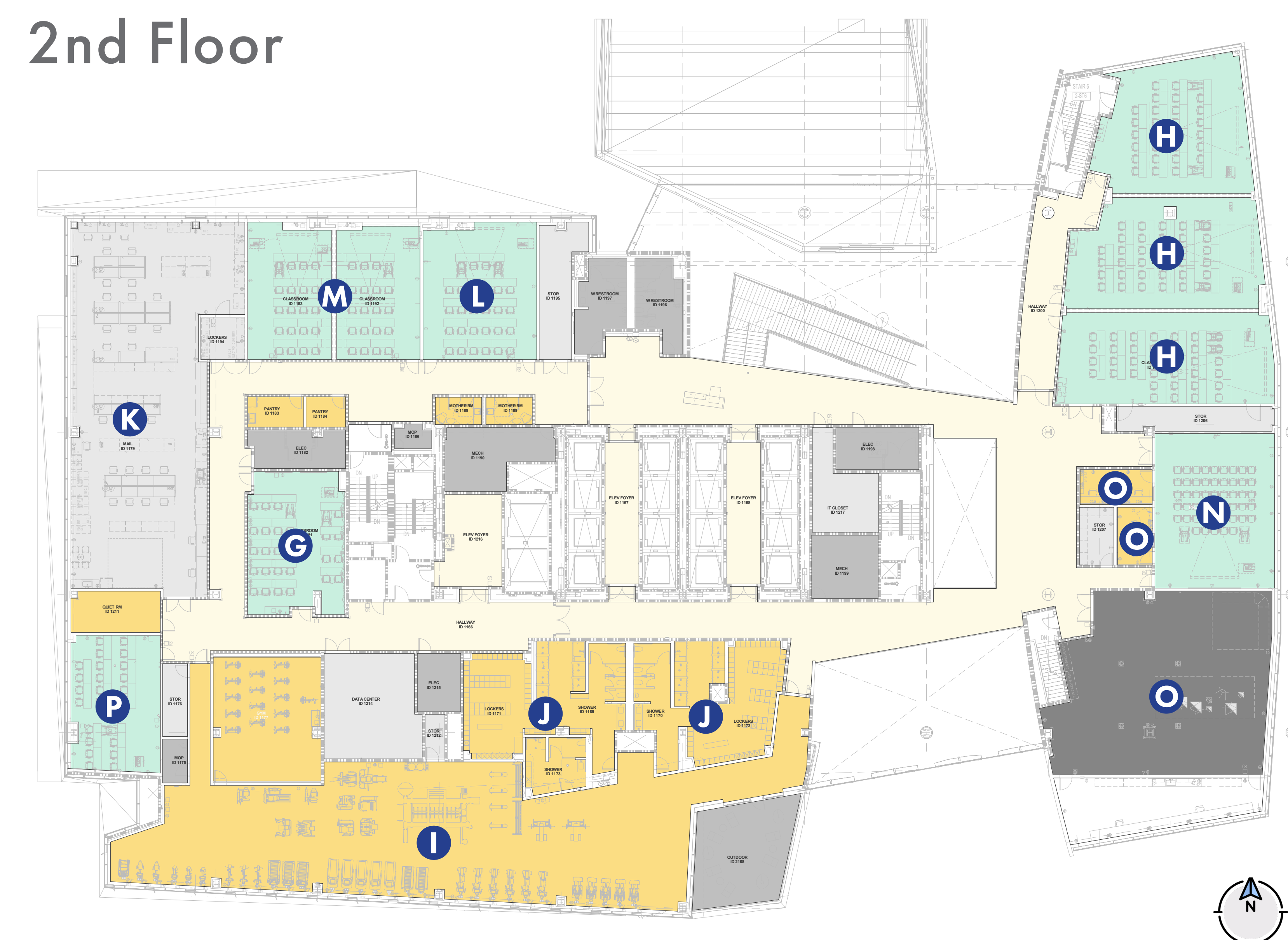
1st Floor



1st Floor Shared Resources

- A** Auditorium (300 seats)
- B** Bike/Scooter Storage
- C** Food Court
- D** Lounge Area
- E** Lockers
- F** Various Informal Meeting Areas

2nd Floor



2nd Floor Shared Resources

- G** Computer Training Room (28 seats)
- H** Eastside Large Meeting Room (96 seats)
- I** Fitness Center
- J** Fitness Center Lockers and Showers
- K** Mail Room
- L** Northside Meeting Room (28 seats)
- M** Northside Large Meeting Room (40 seats)
- N** Presentation Room (40+ seats)
- O** Studio Area
- P** Westside Medium Meeting Room (24 seats)

Color Key

- Primary Circulation
- Core Spaces
- Meeting
- Amenities



Learn more at
thrive.cnra.ca.gov

3

Welcome to your new workplace.

As we settle into our new headquarters, we want to share many of the considerations that went into conceptualizing and building out the space and explain the features and functions you now have at your fingertips. Please refer to this poster as you familiarize yourself with your new home. This content is also available on the Thrive Website as a resource for you and your teams.



Making Your Way Around

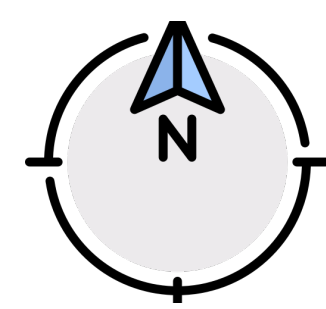
- 1 As you enter our new workplace, you will have the option to pass through a reception space or the main lounge area to get to your neighborhood team zones.
- 2 The main pantry and lounge, or the “center of gravity space” serves as a multi-function zone where you can work, eat, meet, and congregate. Try your best to utilize all the different seating arrangements to change your posture and get in your steps throughout the day.

Workplace Transformation

- 3 Many components of the new building embody the State’s latest approach on creating an interactive and collaborative workplace, while considering the needs of all of the departments, promoting flexibility, choice, and autonomy for all end-users. Explore the new spaces on your floor to orient yourself as you settle in.

Most offices and meeting rooms are located near the interior, meaning you will have maximum access to daylight and views in the team spaces. Main circulation paths flow in rectangular paths throughout the floor, with the elevator foyer serving as your central access point.

- Storage
- Consolidated copy/print hubs encourage a paperless environment. Only print what you need, and remember our goals for a paperless and secure printing environment.



Color Key

- | | |
|---------------------|-------------|
| Primary Circulation | Amenities |
| Core Spaces | Team Spaces |
| Meeting | |

Centralized Collaboration

- Ready to brainstorm and meet with your teams and colleagues? Book an appropriately-sized room on your floor to suit your meeting needs. There are **80** meeting seats on this floor, most equipped with the AV/IT your teams will need to be most productive.
- Stop by the pantry for coffee or tea. There are an additional **40** pantry/lounge seats on this floor.

Our team members’ well-being

- Lactation rooms and wellness rooms are distributed on this floor.
- Phone rooms provide temporary private space for phone calls and short meetings. There is 1 phone room on this floor.

California Energy Commission (CEC)

- Commissioners
- Communications and External Affairs
- Energy Assessments Division
- Energy Data & Analytics Office
- Executive Office
- Fuels and Transportation Division
- General Counsel
- Governmental Affairs
- Media & Comms
- Public Advisor
- Renewable Energy Division
- Research and Development Division
- Siting, Transmission, and Environmental Protection Division



Learn more at
thrive.cnra.ca.gov

4

Welcome to your new workplace.

As we settle into our new headquarters, we want to share many of the considerations that went into conceptualizing and building out the space and explain the features and functions you now have at your fingertips. Please refer to this poster as you familiarize yourself with your new home. This content is also available on the Thrive Website as a resource for you and your teams.



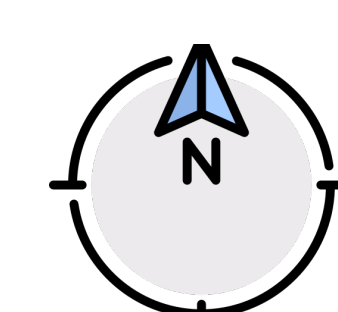
Making Your Way Around

- 1 As you enter our new workplace, you will have the option to pass through a reception space or the main lounge area to get to your neighborhood team zones.
- 2 The main pantry and lounge, or the “center of gravity space” serves as a multi-function zone where you can work, eat, meet, and congregate. Try your best to utilize all the different seating arrangements to change your posture and get in your steps throughout the day.

Workplace Transformation

- 3 Many components of the new building embody the State’s latest approach on creating an interactive and collaborative workplace, while considering the needs of all of the departments, promoting flexibility, choice, and autonomy for all end-users. Explore the new spaces on your floor to orient yourself as you settle in.

Most offices and meeting rooms are located near the interior, meaning you will have maximum access to daylight and views in the team spaces. Main circulation paths flow in rectangular paths throughout the floor, with the elevator foyer serving as your central access point.



Color Key

	Storage		Primary Circulation		Amenities
	Consolidated copy/print hubs encourage a paperless environment. Only print what you need, and remember our goals for a paperless and secure printing environment.		Core Spaces		Team Spaces
			Meeting		

Centralized Collaboration

- Ready to brainstorm and meet with your teams and colleagues? Book an appropriately-sized room on your floor to suit your meeting needs. There are **90** meeting seats on this floor, most equipped with the AV/IT your teams will need to be most productive.
- Stop by the pantry for coffee or tea. There are an additional **40** pantry/lounge seats on this floor.

Our team members’ well-being

- Lactation rooms and wellness rooms are distributed on this floor.
- Phone rooms provide temporary private space for phone calls and short meetings. There is 1 phone room on this floor.

Department of Water Resources (DWR)

Division of Engineering



Learn more at
thrive.cnra.ca.gov

5

Welcome to your new workplace.

As we settle into our new headquarters, we want to share many of the considerations that went into conceptualizing and building out the space and explain the features and functions you now have at your fingertips. Please refer to this poster as you familiarize yourself with your new home. This content is also available on the Thrive Website as a resource for you and your teams.



Making Your Way Around

- 1 As you enter our new workplace, you will have the option to pass through a reception space or the main lounge area to get to your neighborhood team zones.
- 2 The main pantry and lounge, or the “center of gravity space” serves as a multi-function zone where you can work, eat, meet, and congregate. Try your best to utilize all the different seating arrangements to change your posture and get in your steps throughout the day.

Workplace Transformation

- 3 Many components of the new building embody the State’s latest approach on creating an interactive and collaborative workplace, while considering the needs of all of the departments, promoting flexibility, choice, and autonomy for all end-users. Explore the new spaces on your floor to orient yourself as you settle in.

Most offices and meeting rooms are located near the interior, meaning you will have maximum access to daylight and views in the team spaces. Main circulation paths flow in rectangular paths throughout the floor, with the elevator foyer serving as your central access point.



Color Key

	Primary Circulation		Amenities
	Core Spaces		Team Spaces
	Meeting		

Centralized Collaboration

- Ready to brainstorm and meet with your teams and colleagues? Book an appropriately-sized room on your floor to suit your meeting needs. There are **80** meeting seats on this floor, most equipped with the AV/IT your teams will need to be most productive.
- Stop by the pantry for coffee or tea. There are an additional **40** pantry/lounge seats on this floor.

Our team members’ well-being

- Lactation rooms and wellness rooms are distributed on this floor.
- Phone rooms provide temporary private space for phone calls and short meetings. There are 2 additional phone rooms on this floor.

Department of Water Resources (DWR)

Division of Operations and Maintenance

- Storage
- Consolidated copy/print hubs encourage a paperless environment. Only print what you need, and remember our goals for a paperless and secure printing environment.



Learn more at
thrive.cnra.ca.gov

6

Welcome to your new workplace.

As we settle into our new headquarters, we want to share many of the considerations that went into conceptualizing and building out the space and explain the features and functions you now have at your fingertips. Please refer to this poster as you familiarize yourself with your new home. This content is also available on the Thrive Website as a resource for you and your teams.



Making Your Way Around

- 1 As you enter our new workplace, you will have the option to pass through a reception space or the main lounge area to get to your neighborhood team zones.
- 2 The main pantry and lounge, or the “center of gravity space” serves as a multi-function zone where you can work, eat, meet, and congregate. Try your best to utilize all the different seating arrangements to change your posture and get in your steps throughout the day.

Workplace Transformation

- 3 Many components of the new building embody the State’s latest approach on creating an interactive and collaborative workplace, while considering the needs of all of the departments, promoting flexibility, choice, and autonomy for all end-users. Explore the new spaces on your floor to orient yourself as you settle in.

Most offices and meeting rooms are located near the interior, meaning you will have maximum access to daylight and views in the team spaces. Main circulation paths flow in rectangular paths throughout the floor, with the elevator foyer serving as your central access point.



Color Key

- Storage
- Consolidated copy/print hubs encourage a paperless environment. Only print what you need, and remember our goals for a paperless and secure printing environment.
- Primary Circulation
- Core Spaces
- Meeting
- Amenities
- Team Spaces

Centralized Collaboration

- Ready to brainstorm and meet with your teams and colleagues? Book an appropriately-sized room on your floor to suit your meeting needs. There are **70** meeting seats on this floor, most equipped with the AV/IT your teams will need to be most productive.
- Stop by the pantry for coffee or tea. There are an additional **40** pantry/lounge seats on this floor.

Our team members’ well-being

- Lactation rooms and wellness rooms are distributed on this floor.
- Phone rooms provide temporary private space for phone calls and short meetings. There are 2 additional phone rooms on this floor.

Department of Water Resources (DWR)

- Division of Fiscal Services
- Division of Multi-Benefit Initiatives
- Division of Planning
- Division of Regional Assistance
- State Water Project Analysis Office



Learn more at
thrive.cnra.ca.gov

7

Welcome to your new workplace.

As we settle into our new headquarters, we want to share many of the considerations that went into conceptualizing and building out the space and explain the features and functions you now have at your fingertips. Please refer to this poster as you familiarize yourself with your new home. This content is also available on the Thrive Website as a resource for you and your teams.



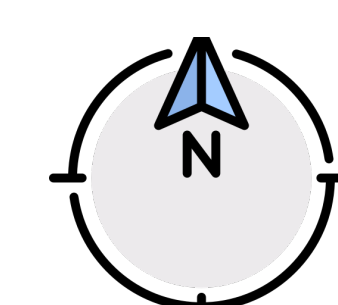
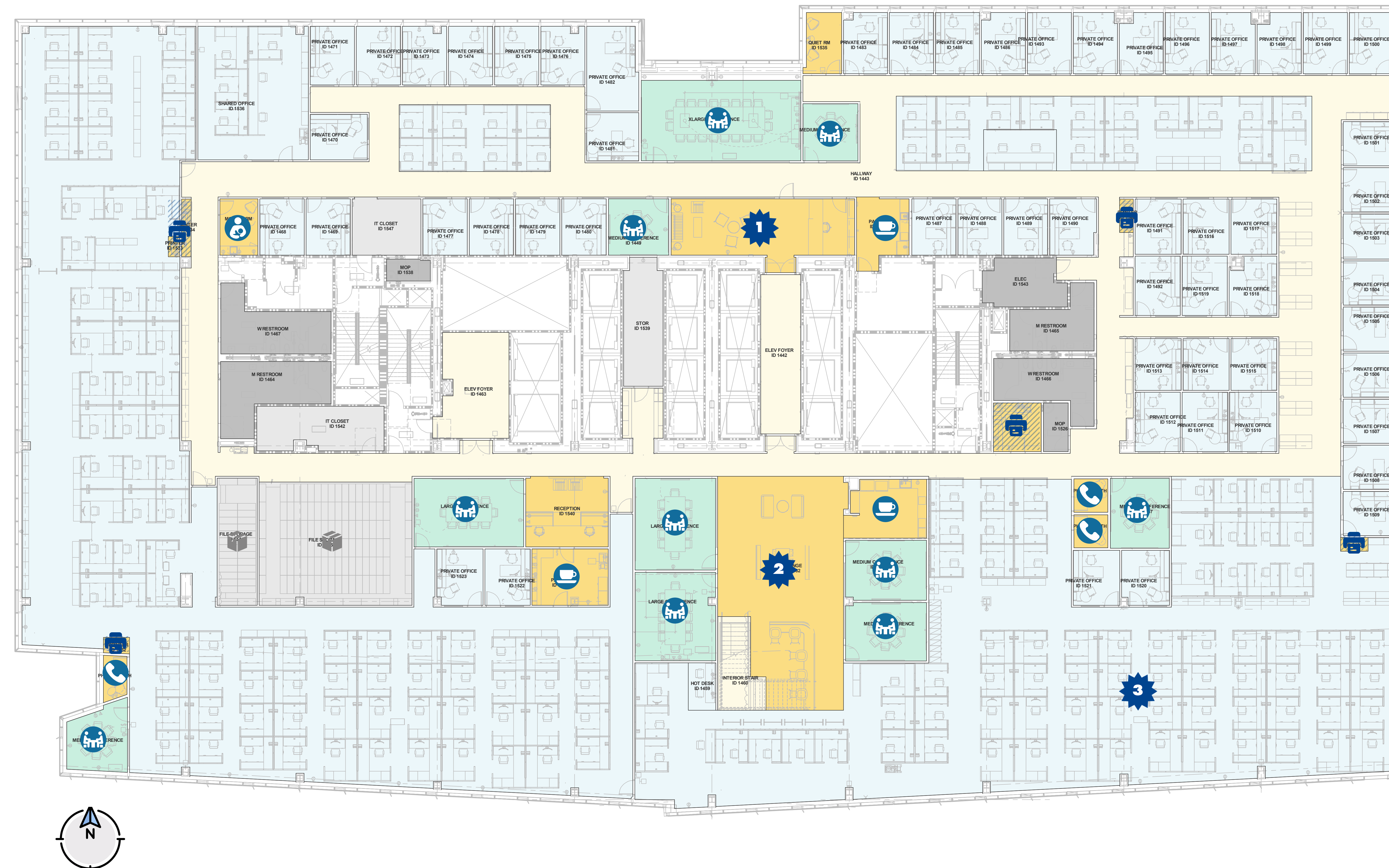
Making Your Way Around

- 1 As you enter our new workplace, you will have the option to pass through a reception space or the main lounge area to get to your neighborhood team zones.
- 2 The main pantry and lounge, or the “center of gravity space” serves as a multi-function zone where you can work, eat, meet, and congregate. Try your best to utilize all the different seating arrangements to change your posture and get in your steps throughout the day.

Workplace Transformation

- 3 Many components of the new building embody the State’s latest approach on creating an interactive and collaborative workplace, while considering the needs of all of the departments, promoting flexibility, choice, and autonomy for all end-users. Explore the new spaces on your floor to orient yourself as you settle in.

Most offices and meeting rooms are located near the interior, meaning you will have maximum access to daylight and views in the team spaces. Main circulation paths flow in rectangular paths throughout the floor, with the elevator foyer serving as your central access point.



Color Key

 Primary Circulation	 Amenities
 Core Spaces	 Team Spaces
 Meeting	

- Storage
- Consolidated copy/print hubs encourage a paperless environment. Only print what you need, and remember our goals for a paperless and secure printing environment.

Centralized Collaboration

- Ready to brainstorm and meet with your teams and colleagues? Book an appropriately-sized room on your floor to suit your meeting needs. There are **98** meeting seats on this floor, most equipped with the AV/IT your teams will need to be most productive.
- Stop by the pantry for coffee or tea. There are an additional **20** pantry/lounge seats on this floor.

Our team members’ well-being

- Lactation rooms and wellness rooms are distributed on this floor.
- Phone rooms provide temporary private space for phone calls and short meetings. There are 3 additional phone rooms on this floor.

Department of Water Resources (DWR)

- Division of Business Services
- Division of Multi-Benefit Initiatives
- Division of Planning
- Division of Regional Assistance
- Division of Human Resources
- Office of the General Counsel



Learn more at
thrive.cnra.ca.gov

8

Welcome to your new workplace.

As we settle into our new headquarters, we want to share many of the considerations that went into conceptualizing and building out the space and explain the features and functions you now have at your fingertips. Please refer to this poster as you familiarize yourself with your new home. This content is also available on the Thrive Website as a resource for you and your teams.



Making Your Way Around

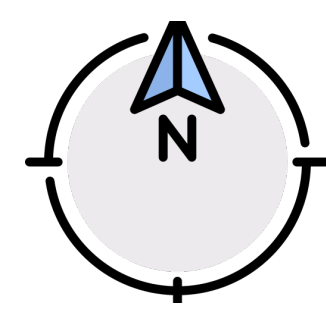
- 1 As you enter our new workplace, you will have the option to pass through a reception space or the main lounge area to get to your neighborhood team zones.
- 2 The main pantry and lounge, or the “center of gravity space” serves as a multi-function zone where you can work, eat, meet, and congregate. Try your best to utilize all the different seating arrangements to change your posture and get in your steps throughout the day.

Workplace Transformation

- 3 Many components of the new building embody the State’s latest approach on creating an interactive and collaborative workplace, while considering the needs of all of the departments, promoting flexibility, choice, and autonomy for all end-users. Explore the new spaces on your floor to orient yourself as you settle in.

Most offices and meeting rooms are located near the interior, meaning you will have maximum access to daylight and views in the team spaces. Main circulation paths flow in rectangular paths throughout the floor, with the elevator foyer serving as your central access point.

- Storage
- Consolidated copy/print hubs encourage a paperless environment. Only print what you need, and remember our goals for a paperless and secure printing environment.



Color Key

- Primary Circulation
- Amenities
- Core Spaces
- Team Spaces
- Meeting

Centralized Collaboration

- Ready to brainstorm and meet with your teams and colleagues? Book an appropriately-sized room on your floor to suit your meeting needs. There are **80** meeting seats on this floor, most equipped with the AV/IT your teams will need to be most productive.
- Stop by the pantry for coffee or tea. There are an additional **30** pantry/lounge seats on this floor.

Our team members’ well-being

- Lactation rooms and wellness rooms are distributed on this floor.
- Phone rooms provide temporary private space for phone calls and short meetings. There are 4 additional phone rooms on this floor.

Department of Water Resources (DWR)

- Executive Division
- Internal Affairs
- Office of Workforce Equality
- Public Affairs Office
- Sustainable Groundwater Management Office



Learn more at
thrive.cnra.ca.gov

Welcome to your new workplace.

As we settle into our new headquarters, we want to share many of the considerations that went into conceptualizing and building out the space and explain the features and functions you now have at your fingertips. Please refer to this poster as you familiarize yourself with your new home. This content is also available on the Thrive Website as a resource for you and your teams.



Making Your Way Around

1 As you enter our new workplace, you will have the option to pass through a reception space or the main lounge area to get to your neighborhood team zones.

2 The main pantry and lounge, or the “center of gravity space” serves as a multi-function zone where you can work, eat, meet, and congregate. Try your best to utilize all the different seating arrangements to change your posture and get in your steps throughout the day.

Workplace Transformation

Many components of the new building embody the State’s latest approach on creating an interactive and collaborative workplace, while considering the needs of all of the departments, promoting flexibility, choice, and autonomy for all end-users. Explore the new spaces on your floor to orient yourself as you settle in.

Most offices and meeting rooms are located near the interior, meaning you will have maximum access to daylight and views in the team spaces. Main circulation paths flow in rectangular paths throughout the floor, with the elevator foyer serving as your central access point.



Color Key

	Primary Circulation		Amenities
	Core Spaces		Team Spaces
	Meeting		

- Storage
- Consolidated copy/print hubs encourage a paperless environment. Only print what you need, and remember our goals for a paperless and secure printing environment.

Centralized Collaboration

- Ready to brainstorm and meet with your teams and colleagues? Book an appropriately-sized room on your floor to suit your meeting needs. There are **96** meeting seats on this floor, most equipped with the AV/IT your teams will need to be most productive.
- Stop by the pantry for coffee or tea. There are an additional **20** pantry/lounge seats on this floor.

Our team members’ well-being

- Lactation rooms and wellness rooms are distributed on this floor.
- Phone rooms provide temporary private space for phone calls and short meetings. There are 3 additional phone rooms on this floor.

CAL FIRE

- California Board of Forestry
- Code Development
- Fire Engineering
- Office of State Fire Marshal
- Pipeline Safety & CUPA
- Resource Management
- State Fire Training
- Support Services
- Wildfire Engineering & Planning Staff



Learn more at
thrive.cnra.ca.gov

10

Welcome to your new workplace.

As we settle into our new headquarters, we want to share many of the considerations that went into conceptualizing and building out the space and explain the features and functions you now have at your fingertips. Please refer to this poster as you familiarize yourself with your new home. This content is also available on the Thrive Website as a resource for you and your teams.



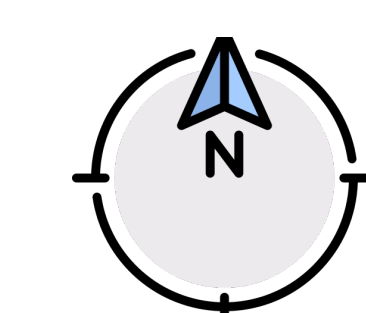
Making Your Way Around

- 1 As you enter our new workplace, you will have the option to pass through a reception space or the main lounge area to get to your neighborhood team zones.
- 2 The main pantry and lounge, or the “center of gravity space” serves as a multi-function zone where you can work, eat, meet, and congregate. Try your best to utilize all the different seating arrangements to change your posture and get in your steps throughout the day.

Workplace Transformation

- 3 Many components of the new building embody the State’s latest approach on creating an interactive and collaborative workplace, while considering the needs of all of the departments, promoting flexibility, choice, and autonomy for all end-users. Explore the new spaces on your floor to orient yourself as you settle in.

Most offices and meeting rooms are located near the interior, meaning you will have maximum access to daylight and views in the team spaces. Main circulation paths flow in rectangular paths throughout the floor, with the elevator foyer serving as your central access point.



Color Key

	Primary Circulation		Amenities
	Core Spaces		Team Spaces
	Meeting		

- Storage
- Consolidated copy/print hubs encourage a paperless environment. Only print what you need, and remember our goals for a paperless and secure printing environment.

Centralized Collaboration

- Ready to brainstorm and meet with your teams and colleagues? Book an appropriately-sized room on your floor to suit your meeting needs. There are **74** meeting seats on this floor, most equipped with the AV/IT your teams will need to be most productive.
- Stop by the pantry for coffee or tea. There are an additional **30** pantry/lounge seats on this floor.

Our team members’ well-being

- Lactation rooms and wellness rooms are distributed on this floor.
- Phone rooms provide temporary private space for phone calls and short meetings. There are 2 additional phone rooms on this floor.

CAL FIRE

- Cooperative Fire, Training, & Safety
- Executive
- Executive - Communications
- Executive - Equal Employment Opportunity
- Executive - Legal
- Executive - Legislation
- Executive - Professional Standards Program
- Executive - Program Accountability
- Fire Protection Safety, EMS, R&D
- Fire Protection - Operations



Learn more at
thrive.cnra.ca.gov

11

Welcome to your new workplace.

As we settle into our new headquarters, we want to share many of the considerations that went into conceptualizing and building out the space and explain the features and functions you now have at your fingertips. Please refer to this poster as you familiarize yourself with your new home. This content is also available on the Thrive Website as a resource for you and your teams.



Making Your Way Around

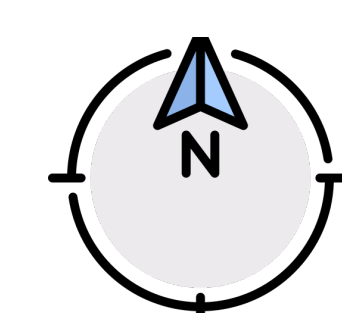
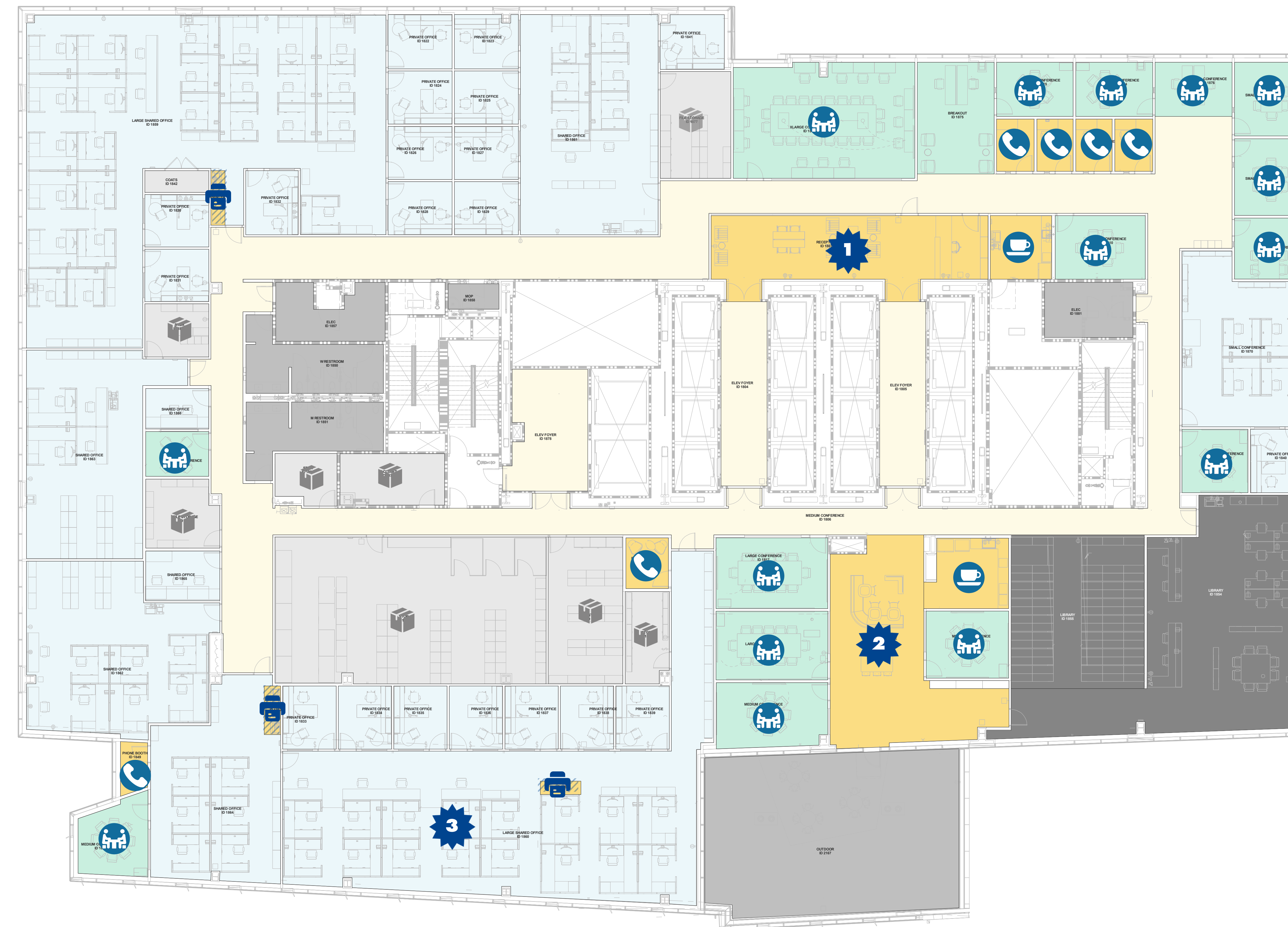
- 1 As you enter our new workplace, you will have the option to pass through a reception space or the main lounge area to get to your neighborhood team zones.
- 2 The main pantry and lounge, or the “center of gravity space” serves as a multi-function zone where you can work, eat, meet, and congregate. Try your best to utilize all the different seating arrangements to change your posture and get in your steps throughout the day.

Workplace Transformation

- Many components of the new building embody the State’s latest approach on creating an interactive and collaborative workplace, while considering the needs of all of the departments, promoting flexibility, choice, and autonomy for all end-users. Explore the new spaces on your floor to orient yourself as you settle in.
- 3

Most offices and meeting rooms are located near the interior, meaning you will have maximum access to daylight and views in the team spaces. Main circulation paths flow in rectangular paths throughout the floor, with the elevator foyer serving as your central access point.

The 11th floor was particularly designed into suites for specific Law Enforcement teams due to security and access reasons.



Color Key

	Primary Circulation		Amenities
	Core Spaces		Team Spaces
	Meeting		

Centralized Collaboration

- 1 Ready to brainstorm and meet with your teams and colleagues? Book an appropriately-sized room on your floor to suit your meeting needs. There are **114** meeting seats on this floor, most equipped with the AV/IT your teams will need to be most productive.
- 2 Stop by the pantry for coffee or tea. There are an additional **14** pantry/lounge seats on this floor.

Our team members’ well-being

- 3 Lactation rooms and wellness rooms are distributed on this floor.
- 4 Phone rooms provide temporary private space for phone calls and short meetings. There are 6 additional phone rooms on this floor.

Shared Law Enforcement (LE)

- CAL FIRE
- Department of Fish & Wildlife
- Department of Parks & Recreation
- Human Resources Exam Rooms
- Law Library

- Storage
- Consolidated copy/print hubs encourage a paperless environment. Only print what you need, and remember our goals for a paperless and secure printing environment.



Learn more at
thrive.cnra.ca.gov

12

Welcome to your new workplace.

As we settle into our new headquarters, we want to share many of the considerations that went into conceptualizing and building out the space and explain the features and functions you now have at your fingertips. Please refer to this poster as you familiarize yourself with your new home. This content is also available on the Thrive Website as a resource for you and your teams.



Making Your Way Around

- 1 As you enter our new workplace, you will have the option to pass through a reception space or the main lounge area to get to your neighborhood team zones.

- 2 The main pantry and lounge, or the “center of gravity space” serves as a multi-function zone where you can work, eat, meet, and congregate. Try your best to utilize all the different seating arrangements to change your posture and get in your steps throughout the day.

Workplace Transformation

- 3 Many components of the new building embody the State’s latest approach on creating an interactive and collaborative workplace, while considering the needs of all of the departments, promoting flexibility, choice, and autonomy for all end-users. Explore the new spaces on your floor to orient yourself as you settle in.

Most offices and meeting rooms are located near the interior, meaning you will have maximum access to daylight and views in the team spaces. Main circulation paths flow in rectangular paths throughout the floor, with the elevator foyer serving as your central access point.



Color Key

	Primary Circulation		Amenities
	Core Spaces		Team Spaces
	Meeting		

- Storage
- Consolidated copy/print hubs encourage a paperless environment. Only print what you need, and remember our goals for a paperless and secure printing environment.

Centralized Collaboration

- 1 Ready to brainstorm and meet with your teams and colleagues? Book an appropriately-sized room on your floor to suit your meeting needs. There are **68** meeting seats on this floor, most equipped with the AV/IT your teams will need to be most productive.
- 2 Stop by the pantry for coffee or tea. There are an additional **28** pantry/lounge seats on this floor.

Our team members’ well-being

- 3 Lactation rooms and wellness rooms are distributed on this floor.

Department of Parks & Recreation (DPR)

- Accounting
- Boating
- Bonds Unit
- Budgets
- Business Management Services



Learn more at
thrive.cnra.ca.gov

13

Welcome to your new workplace.

As we settle into our new headquarters, we want to share many of the considerations that went into conceptualizing and building out the space and explain the features and functions you now have at your fingertips. Please refer to this poster as you familiarize yourself with your new home. This content is also available on the Thrive Website as a resource for you and your teams.



Making Your Way Around

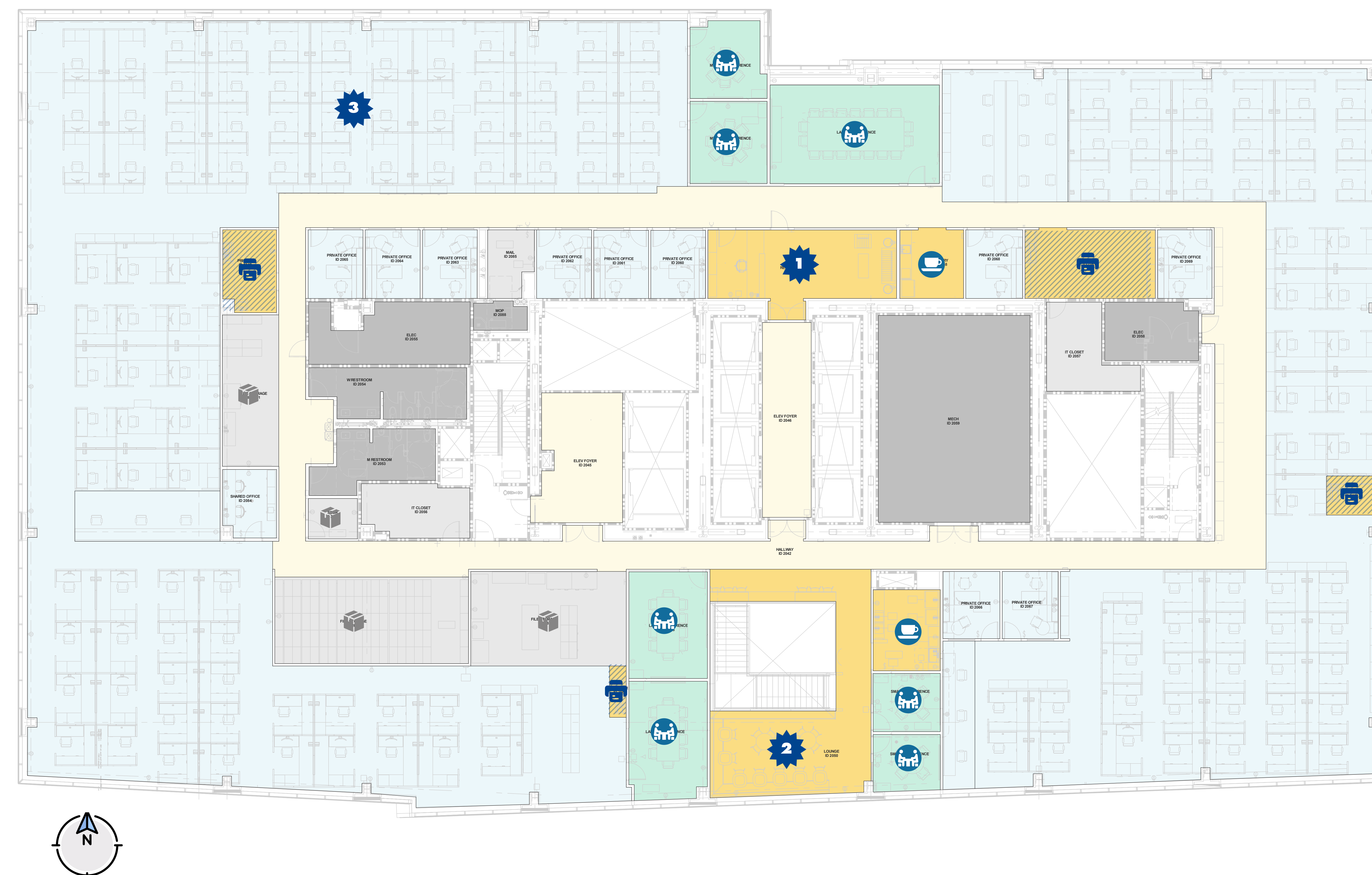
- 1 As you enter our new workplace, you will have the option to pass through a reception space or the main lounge area to get to your neighborhood team zones.
- 2 The main pantry and lounge, or the “center of gravity space” serves as a multi-function zone where you can work, eat, meet, and congregate. Try your best to utilize all the different seating arrangements to change your posture and get in your steps throughout the day.

Workplace Transformation

- 3 Many components of the new building embody the State’s latest approach on creating an interactive and collaborative workplace, while considering the needs of all of the departments, promoting flexibility, choice, and autonomy for all end-users. Explore the new spaces on your floor to orient yourself as you settle in.

Most offices and meeting rooms are located near the interior, meaning you will have maximum access to daylight and views in the team spaces. Main circulation paths flow in rectangular paths throughout the floor, with the elevator foyer serving as your central access point.

- Storage
- Consolidated copy/print hubs encourage a paperless environment. Only print what you need, and remember our goals for a paperless and secure printing environment.



Color Key

- | | |
|---------------------|-------------|
| Primary Circulation | Amenities |
| Core Spaces | Team Spaces |
| Meeting | |

Centralized Collaboration

- Ready to brainstorm and meet with your teams and colleagues? Book an appropriately-sized room on your floor to suit your meeting needs. There are **60** meeting seats on this floor, most equipped with the AV/IT your teams will need to be most productive.
- Stop by the pantry for coffee or tea. There are an additional **22** pantry/lounge seats on this floor.

Our team members’ well-being

- Lactation rooms and wellness rooms are distributed on this floor.

Department of Parks & Recreation (DPR)

- Communications Engagement
- Cultural
- Division Chiefs
- Interpretation and Education
- Natural Resources
- OHV Office
- Parks Operations Administration



Learn more at
thrive.cnra.ca.gov

14

Welcome to your new workplace.

As we settle into our new headquarters, we want to share many of the considerations that went into conceptualizing and building out the space and explain the features and functions you now have at your fingertips. Please refer to this poster as you familiarize yourself with your new home. This content is also available on the Thrive Website as a resource for you and your teams.



Making Your Way Around

- 1 As you enter our new workplace, you will have the option to pass through a reception space or the main lounge area to get to your neighborhood team zones.
- 2 The main pantry and lounge, or the “center of gravity space” serves as a multi-function zone where you can work, eat, meet, and congregate. Try your best to utilize all the different seating arrangements to change your posture and get in your steps throughout the day.

Workplace Transformation

- 3 Many components of the new building embody the State’s latest approach on creating an interactive and collaborative workplace, while considering the needs of all of the departments, promoting flexibility, choice, and autonomy for all end-users. Explore the new spaces on your floor to orient yourself as you settle in.

Most offices and meeting rooms are located near the interior, meaning you will have maximum access to daylight and views in the team spaces. Main circulation paths flow in rectangular paths throughout the floor, with the elevator foyer serving as your central access point.

- Storage
- Consolidated copy/print hubs encourage a paperless environment. Only print what you need, and remember our goals for a paperless and secure printing environment.



Color Key

	Primary Circulation		Amenities
	Core Spaces		Team Spaces
	Meeting		

Centralized Collaboration


- Ready to brainstorm and meet with your teams and colleagues? Book an appropriately-sized room on your floor to suit your meeting needs. There are **72** meeting seats on this floor, most equipped with the AV/IT your teams will need to be most productive.
- Stop by the pantry for coffee or tea. There are an additional **20** pantry/lounge seats on this floor.

Our team members’ well-being

- Lactation rooms and wellness rooms are distributed on this floor.

Department of Parks & Recreation (DPR)

- Audits
- Comms and Marketing
- Executive
- HR Class & Pay
- HR Exams
- HR Labor Relations Performance Management, Risk Management, Human Rights
- Human Resources Transactions
- Legal
- Strategic Planning




Learn more at
thrive.cnra.ca.gov

15

Welcome to your new workplace.

As we settle into our new headquarters, we want to share many of the considerations that went into conceptualizing and building out the space and explain the features and functions you now have at your fingertips. Please refer to this poster as you familiarize yourself with your new home. This content is also available on the Thrive Website as a resource for you and your teams.



Making Your Way Around

- 1** As you enter our new workplace, you will have the option to pass through a reception space or the main lounge area to get to your neighborhood team zones.
- 2** The main pantry and lounge, or the “center of gravity space” serves as a multi-function zone where you can work, eat, meet, and congregate. Try your best to utilize all the different seating arrangements to change your posture and get in your steps throughout the day.

Workplace Transformation

- 3** Many components of the new building embody the State’s latest approach on creating an interactive and collaborative workplace, while considering the needs of all of the departments, promoting flexibility, choice, and autonomy for all end-users. Explore the new spaces on your floor to orient yourself as you settle in.

Most offices and meeting rooms are located near the interior, meaning you will have maximum access to daylight and views in the team spaces. Main circulation paths flow in rectangular paths throughout the floor, with the elevator foyer serving as your central access point.



Color Key

	Primary Circulation		Amenities
	Core Spaces		Team Spaces
	Meeting		

- Storage
- Consolidated copy/print hubs encourage a paperless environment. Only print what you need, and remember our goals for a paperless and secure printing environment.

Centralized Collaboration

- Ready to brainstorm and meet with your teams and colleagues? Book an appropriately-sized room on your floor to suit your meeting needs. There are **72** meeting seats on this floor, most equipped with the AV/IT your teams will need to be most productive.
- Stop by the pantry for coffee or tea. There are an additional **24** pantry/lounge seats on this floor.

Our team members’ well-being

- Lactation rooms and wellness rooms are distributed on this floor.
- Phone rooms provide temporary private space for phone calls and short meetings. There are 2 additional phone rooms on this floor.

California Energy Commission & Delta Stewardship Council

- CEC
- DSC
- Parks Lab



Learn more at
thrive.cnra.ca.gov

16

Welcome to your new workplace.

As we settle into our new headquarters, we want to share many of the considerations that went into conceptualizing and building out the space and explain the features and functions you now have at your fingertips. Please refer to this poster as you familiarize yourself with your new home. This content is also available on the Thrive Website as a resource for you and your teams.



Making Your Way Around

- 1 As you enter our new workplace, you will have the option to pass through a reception space or the main lounge area to get to your neighborhood team zones.
- 2 The main pantry and lounge, or the “center of gravity space” serves as a multi-function zone where you can work, eat, meet, and congregate. Try your best to utilize all the different seating arrangements to change your posture and get in your steps throughout the day.
- 3

Workplace Transformation

- 3 Many components of the new building embody the State’s latest approach on creating an interactive and collaborative workplace, while considering the needs of all of the departments, promoting flexibility, choice, and autonomy for all end-users. Explore the new spaces on your floor to orient yourself as you settle in.

Most offices and meeting rooms are located near the interior, meaning you will have maximum access to daylight and views in the team spaces. Main circulation paths flow in rectangular paths throughout the floor, with the elevator foyer serving as your central access point.

- Storage
- Consolidated copy/print hubs encourage a paperless environment. Only print what you need, and remember our goals for a paperless and secure printing environment.



Color Key

Primary Circulation	Amenities
Core Spaces	Team Spaces
Meeting	

Centralized Collaboration

- Ready to brainstorm and meet with your teams and colleagues? Book an appropriately-sized room on your floor to suit your meeting needs. There are **70** meeting seats on this floor, most equipped with the AV/IT your teams will need to be most productive.
- Stop by the pantry for coffee or tea. There are an additional **20** pantry/lounge seats on this floor.

Our team members’ well-being

- Lactation rooms and wellness rooms are distributed on this floor.

California Department of Fish & Wildlife (CDFW)

- Accounting Services Branch
- ALDS
- Budgets Branch
- Fish & Game Commission
- Human Resources
- License & Revenue Branch
- Systems Support



Learn more at
thrive.cnra.ca.gov

17

Welcome to your new workplace.

As we settle into our new headquarters, we want to share many of the considerations that went into conceptualizing and building out the space and explain the features and functions you now have at your fingertips. Please refer to this poster as you familiarize yourself with your new home. This content is also available on the Thrive Website as a resource for you and your teams.



Making Your Way Around

- 1 As you enter our new workplace, you will have the option to pass through a reception space or the main lounge area to get to your neighborhood team zones.
- 2 The main pantry and lounge, or the “center of gravity space” serves as a multi-function zone where you can work, eat, meet, and congregate. Try your best to utilize all the different seating arrangements to change your posture and get in your steps throughout the day.

Workplace Transformation

- 3 Many components of the new building embody the State’s latest approach on creating an interactive and collaborative workplace, while considering the needs of all of the departments, promoting flexibility, choice, and autonomy for all end-users. Explore the new spaces on your floor to orient yourself as you settle in.

Most offices and meeting rooms are located near the interior, meaning you will have maximum access to daylight and views in the team spaces. Main circulation paths flow in rectangular paths throughout the floor, with the elevator foyer serving as your central access point.

- Storage
- Consolidated copy/print hubs encourage a paperless environment. Only print what you need, and remember our goals for a paperless and secure printing environment.



Color Key

	Primary Circulation		Amenities
	Core Spaces		Team Spaces
	Meeting		

Centralized Collaboration

- Ready to brainstorm and meet with your teams and colleagues? Book an appropriately-sized room on your floor to suit your meeting needs. There are **76** meeting seats on this floor, most equipped with the AV/IT your teams will need to be most productive.
- Stop by the pantry for coffee or tea. There are an additional **6** pantry/lounge seats on this floor.

Our team members’ well-being

- Lactation rooms and wellness rooms are distributed on this floor.
- Phone rooms provide temporary private space for phone calls and short meetings. There is 1 phone room on this floor.

California Department of Fish & Wildlife (CDFW)

- Cannabis Program
- Executive Office
- Legislative Office
- Office of Communication, Education Outreach
- Office of Equal Employment Opportunity
- Office of General Counsel
- Organizational Development Branch
- Regulations
- Science Institute
- Service-based Budgeting
- Sustainability



Learn more at
thrive.cnra.ca.gov

18

Welcome to your new workplace.

As we settle into our new headquarters, we want to share many of the considerations that went into conceptualizing and building out the space and explain the features and functions you now have at your fingertips. Please refer to this poster as you familiarize yourself with your new home. This content is also available on the Thrive Website as a resource for you and your teams.



Making Your Way Around

- 1 As you enter our new workplace, you will have the option to pass through a reception space or the main lounge area to get to your neighborhood team zones.
- 2 The main pantry and lounge, or the “center of gravity space” serves as a multi-function zone where you can work, eat, meet, and congregate. Try your best to utilize all the different seating arrangements to change your posture and get in your steps throughout the day.
- 3

Workplace Transformation

- 3 Many components of the new building embody the State’s latest approach on creating an interactive and collaborative workplace, while considering the needs of all of the departments, promoting flexibility, choice, and autonomy for all end-users. Explore the new spaces on your floor to orient yourself as you settle in.

Most offices and meeting rooms are located near the interior, meaning you will have maximum access to daylight and views in the team spaces. Main circulation paths flow in rectangular paths throughout the floor, with the elevator foyer serving as your central access point.

- Storage
- Consolidated copy/print hubs encourage a paperless environment. Only print what you need, and remember our goals for a paperless and secure printing environment.



Color Key

Primary Circulation	Amenities
Core Spaces	Team Spaces
Meeting	

Centralized Collaboration

- Ready to brainstorm and meet with your teams and colleagues? Book an appropriately-sized room on your floor to suit your meeting needs. There are **70** meeting seats on this floor, most equipped with the AV/IT your teams will need to be most productive.
- Stop by the pantry for coffee or tea. There are an additional **45** pantry/lounge seats on this floor.

Our team members’ well-being

- Lactation rooms and wellness rooms are distributed on this floor.

Department of Conservation (DOC)

- Administration
- CALGEM
- Enterprise Technology Services Division
- Human Resources Office



Learn more at
thrive.cnra.ca.gov

Welcome to your new workplace.

As we settle into our new headquarters, we want to share many of the considerations that went into conceptualizing and building out the space and explain the features and functions you now have at your fingertips. Please refer to this poster as you familiarize yourself with your new home. This content is also available on the Thrive Website as a resource for you and your teams.



Making Your Way Around

- 1 As you enter our new workplace, you will have the option to pass through a reception space or the main lounge area to get to your neighborhood team zones.
- 2 The main pantry and lounge, or the “center of gravity space” serves as a multi-function zone where you can work, eat, meet, and congregate. Try your best to utilize all the different seating arrangements to change your posture and get in your steps throughout the day.
- 3

Workplace Transformation

- 3 Many components of the new building embody the State’s latest approach on creating an interactive and collaborative workplace, while considering the needs of all of the departments, promoting flexibility, choice, and autonomy for all end-users. Explore the new spaces on your floor to orient yourself as you settle in.

Most offices and meeting rooms are located near the interior, meaning you will have maximum access to daylight and views in the team spaces. Main circulation paths flow in rectangular paths throughout the floor, with the elevator foyer serving as your central access point.

- Storage
- Consolidated copy/print hubs encourage a paperless environment. Only print what you need, and remember our goals for a paperless and secure printing environment.



Color Key

 Primary Circulation	 Amenities
 Core Spaces	 Team Spaces
 Meeting	

Centralized Collaboration

- Ready to brainstorm and meet with your teams and colleagues? Book an appropriately-sized room on your floor to suit your meeting needs. There are **72** meeting seats on this floor, most equipped with the AV/IT your teams will need to be most productive.
- Stop by the pantry for coffee or tea. There are an additional **19** pantry/lounge seats on this floor.

Our team members’ well-being

- Lactation rooms and wellness rooms are distributed on this floor.

Department of Conservation (DOC)

- California Geological Survey
- Director’s Office
- Division of Land Resource Protection/ Division of Mine Reclamation
- Executive
- Legal



Learn more at
thrive.cnra.ca.gov

20

Welcome to your new workplace.

As we settle into our new headquarters, we want to share many of the considerations that went into conceptualizing and building out the space and explain the features and functions you now have at your fingertips. Please refer to this poster as you familiarize yourself with your new home. This content is also available on the Thrive Website as a resource for you and your teams.

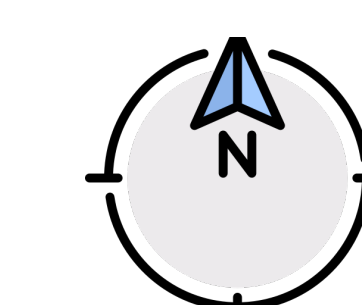
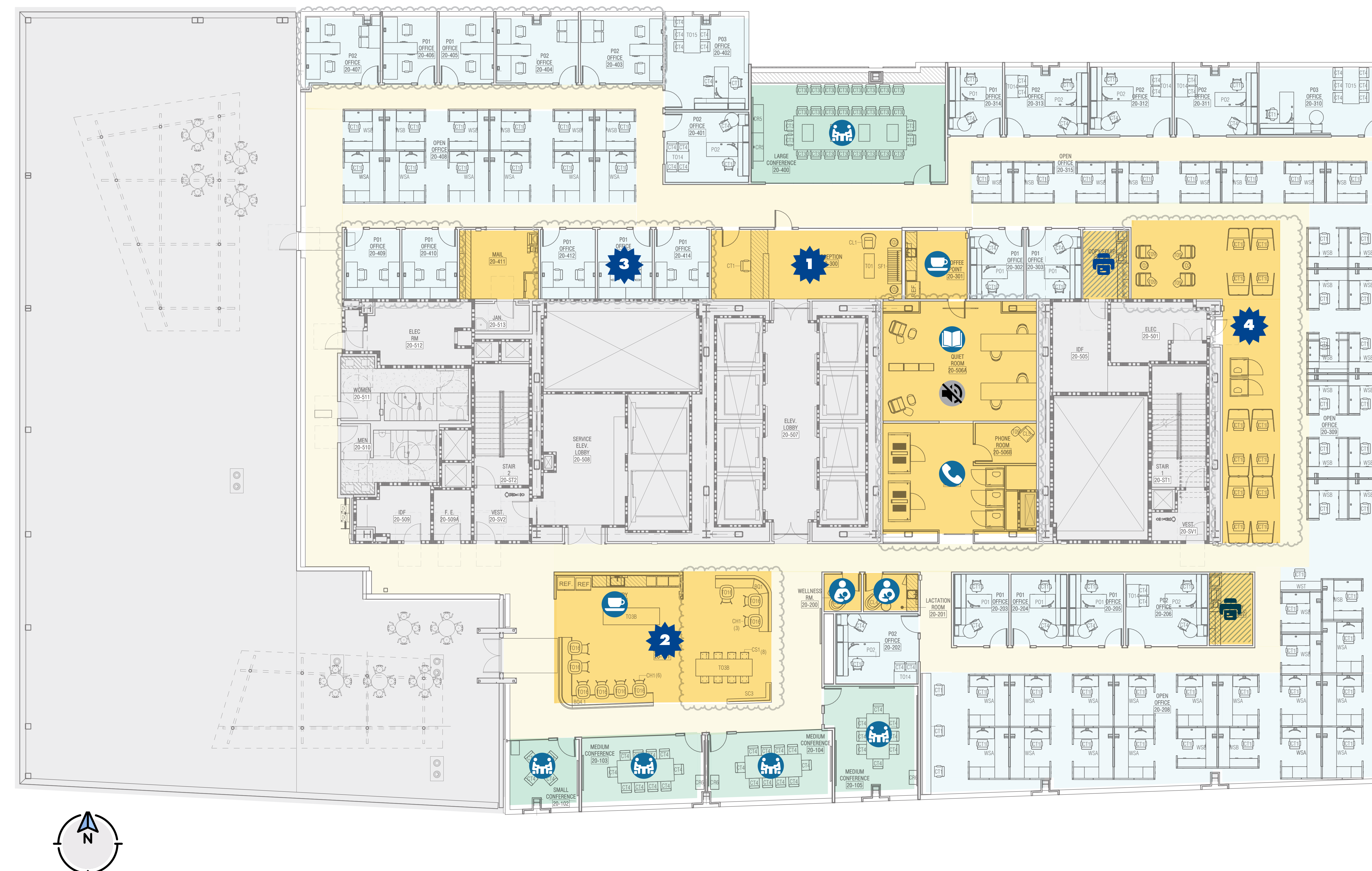


Making Your Way Around

- 1 As you enter our new workplace, you will have the option to pass through a reception space or the main lounge area to get to your neighborhood team zones.
- 2 The main pantry and lounge, or the “center of gravity space” serves as a multi-function zone where you can work, eat, meet, and congregate. Try your best to utilize all the different seating arrangements to change your posture and get in your steps throughout the day.

Workplace Transformation

- 3 Many offices on the 20th floor were converted to shared spaces. They are mostly located near the interior to provide maximum daylight and views for those in team spaces.
- 4 New collaborative zones on this floor allow for quick touchdown spaces to get your work done. Utilize different furniture settings for your various work needs.



Color Key

	Primary Circulation		Amenities
	Core Spaces		Team Spaces
	Meeting		

- Consolidated copy/print hubs encourage a paperless environment. Only print what you need, and remember our goals for a paperless and secure printing environment.

Centralized Collaboration

- 1 Ready to brainstorm and meet with your teams and colleagues? Book an appropriately-sized room on your floor to suit your meeting needs. There are **60** meeting seats on this floor, most equipped with the AV/IT your teams will need to be most productive.
- 2 Stop by the pantry for coffee or tea. There are an additional **17** pantry/lounge seats on this floor.

Our team members' well-being

- 1 Lactation rooms and wellness rooms are distributed on this floor.
- 2 Phone rooms provide temporary private space for phone calls and short meetings. On the 20th floor in particular, stand-alone phone booths have been installed in this quiet zone. Make your visits short and remember they are a shared amenity; these are not meant to be a private office.
- 3 The Library is a no-noise zone meant for heads-down focused work. Pop in to review documents, work on a spreadsheet, or write up an email! Please make sure your stay is brief to allow others to enjoy the space too.

Natural Resources Agency (CNRA)
Office of Energy Infrastructure Security (OEIS)



Learn more at
thrive.cnra.ca.gov